



CONFERENCE APP

TUTORIAL

QUESTIONS?

support@iowacounties.org

*****PLEASE NOTE THAT ALL PAST ISAC APPS ARE NO
LONGER IN USE AND CAN BE DELETED.**

Welcome to the 2024 ISAC Annual Conference App. To access this app please scan the QR below using your camera. You can also access this app by clicking the link below. * Tip - This link must be opened on your phone in order to save it to your phone's home screen.



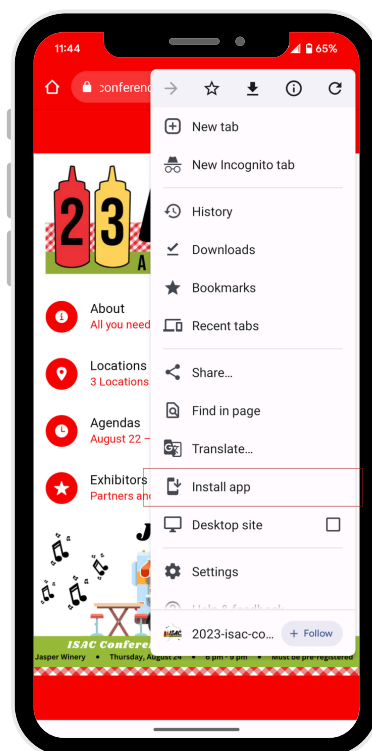
LINK:<https://2023-isac-conferences.lineupr.com/2023-isac-annual-conference>

After using the QR code or clicking the link, you will need to add the app to your home screen. Please follow the instructions on the next page for your iPhone or Android.

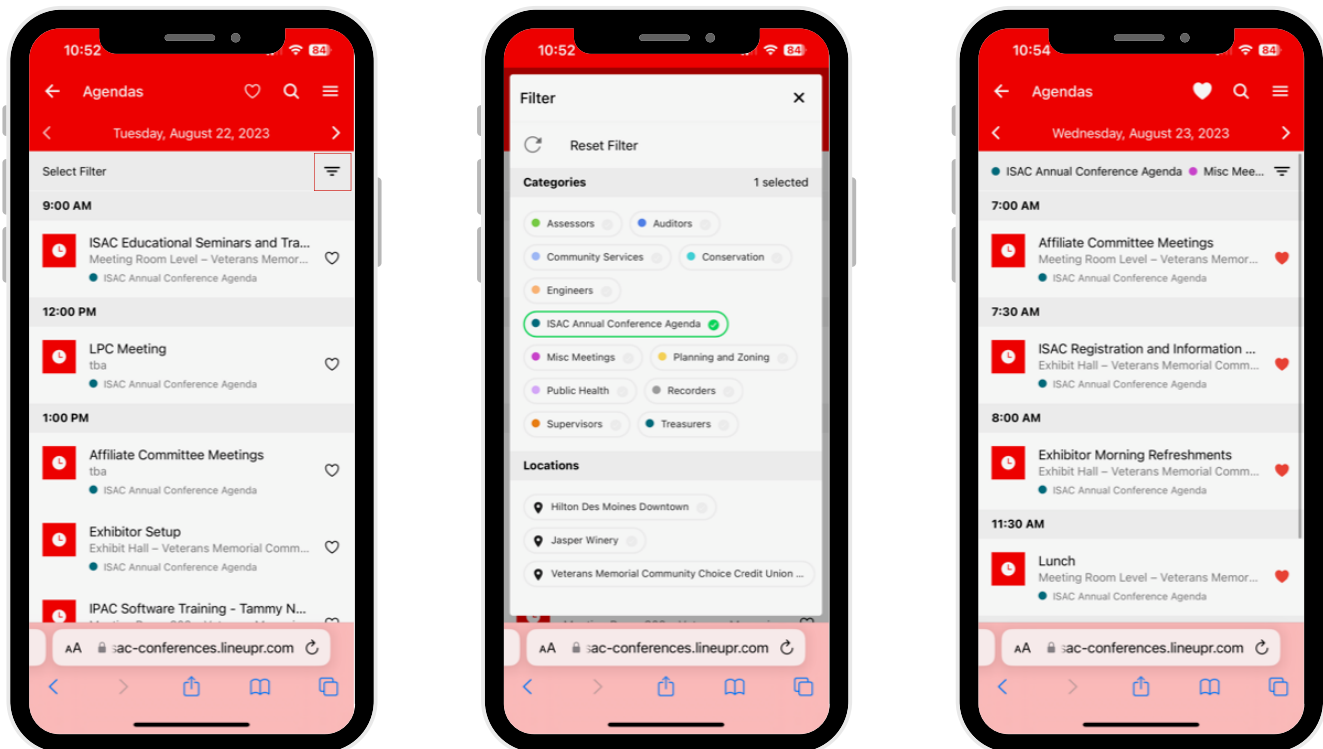
IPHONE: Click the box and arrow at the bottom of your screen and then click, "Add to Home Screen."



ANDROID: Please accept the prompt to add the app to your home screen. If you do not receive this prompt, please click the three dots in the upper right-hand corner and select "Add to Home screen" or "Install app."

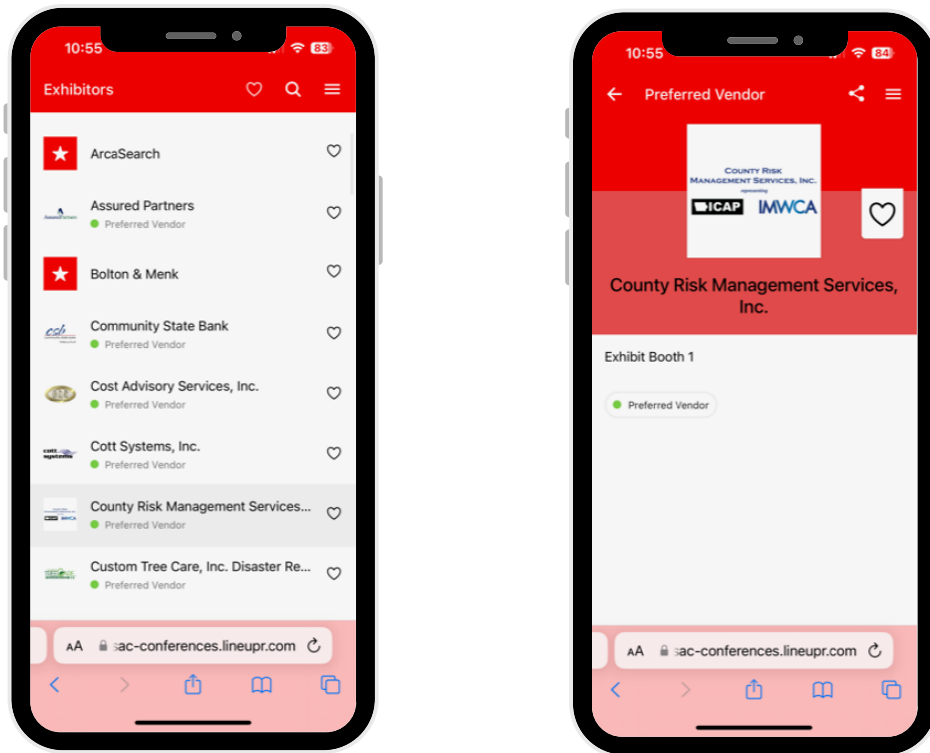


Now that you have access to the app, please take a minute to familiarize yourself with its features. The first feature you should note is the Agendas tab. This feature allows you to access the Annual Conference agenda and separate affiliate agendas. Select an agenda by clicking the three small lines in the right-hand corner. The day you are viewing can be changed by pressing the arrows at the top of the agendas screen.



As you are going through the agendas, click the heart next to the agenda items you plan to attend. These agenda items will save to your favorites as a personalized schedule.

Another useful feature is the Exhibitors tab. This is a list of all Annual Conference vendors and sponsors. Click on the vendor to view which booth they are in.



Thanks for joining us!

QUESTIONS?

support@iowacounties.org