

2020 ISAC SPRING CONFERENCE APP ANDROID USERS



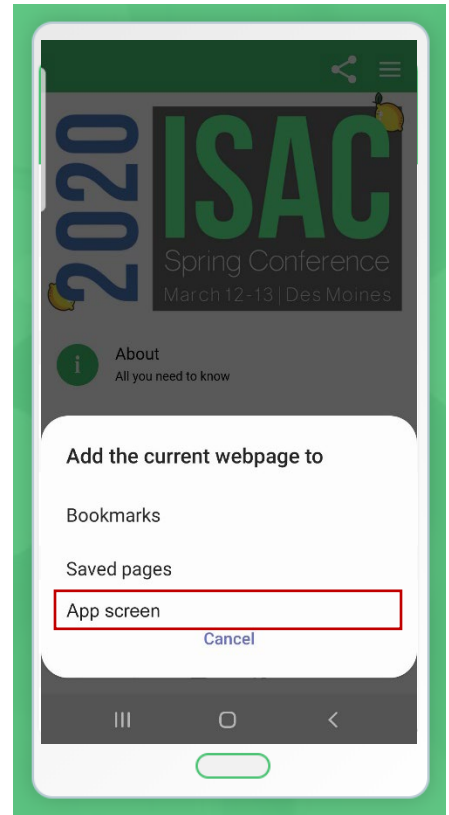

Welcome to the 2020 ISAC Spring Conference App. To access this app take a picture of the QR code below using a QR scanner on your android. You can also access this app by clicking the link below. *** Tip - This link must be opened on your phone in order to save it to your phone's homescreen.**

***Please note that all past ISAC apps are no longer in use and can be deleted.

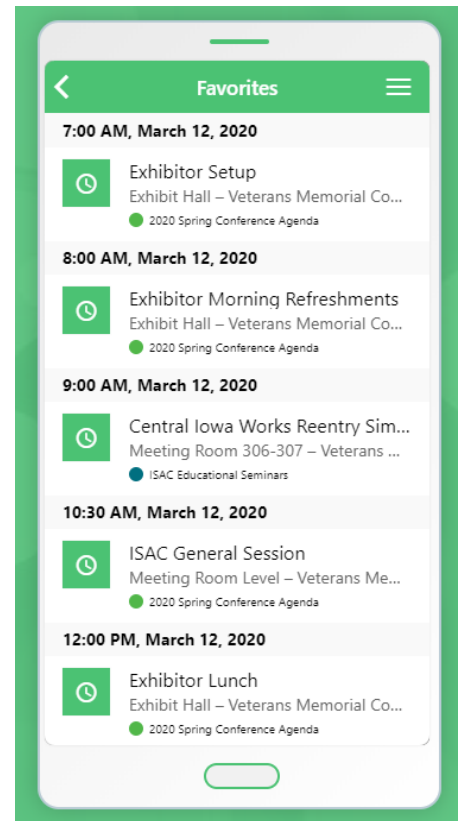
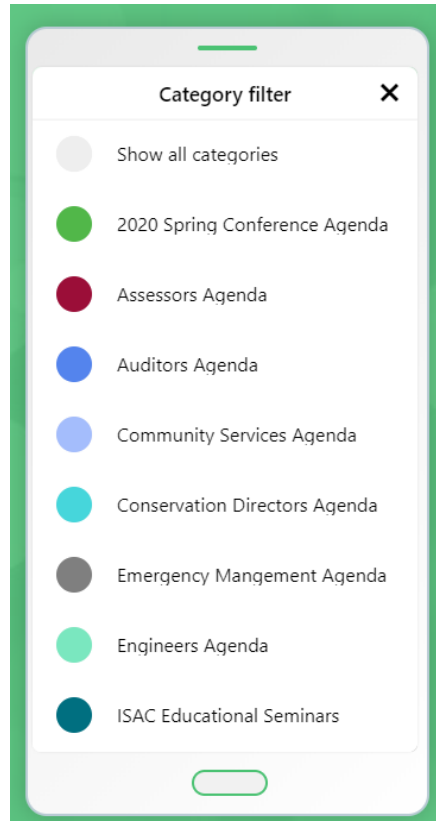
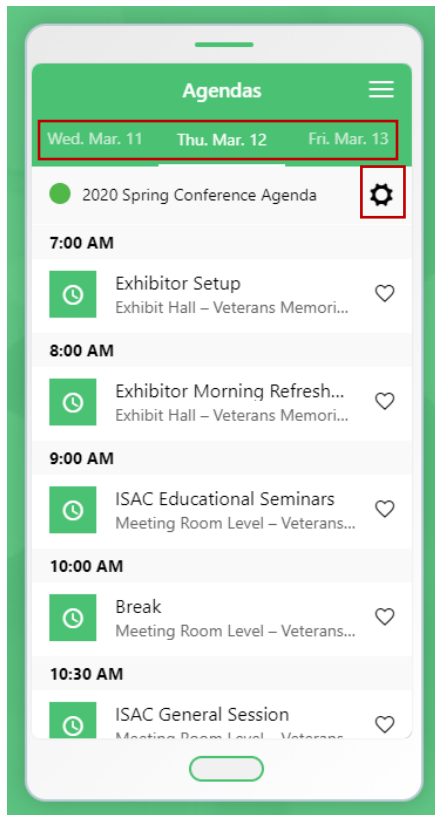


Link: <https://2020-isac-conferences.lineupr.com/2020-isac-spring>


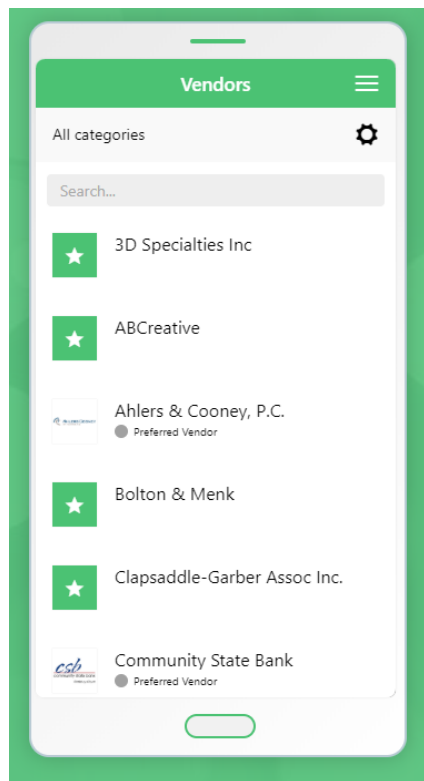
After using the QR code or clicking the link, you will need to add the app to your app screen. Click the box with three horizontal lines at the bottom of your screen and then click "Add page to." When prompted, choose to add the current webpage to "App screen."



Now that you have access to the app, take a minute to familiarize yourself with its features. The first feature you should note is the Agendas. This feature allows you to access the spring conference agenda and separate affiliate agendas. Select any agenda by clicking the wheel in the right-hand corner. The day you are viewing can be changed at the top of the agendas screen. As you are going through the agendas, click the heart next to the agenda items you plan to attend. **These agenda items will save to your favorites as a personalized schedule.**



The last feature to look into is Vendors. This is a list of all exhibitors, sponsors, and ISAC preferred vendors at the spring conference. Click on each vendor to view which booth they are in!



For further help accessing the 2020 ISAC Spring Conference App, please contact Jacy Ripperger at jripperger@iowacounties.org or 515.244.7181.