

2019 ISAC Spring Conference App Android Users



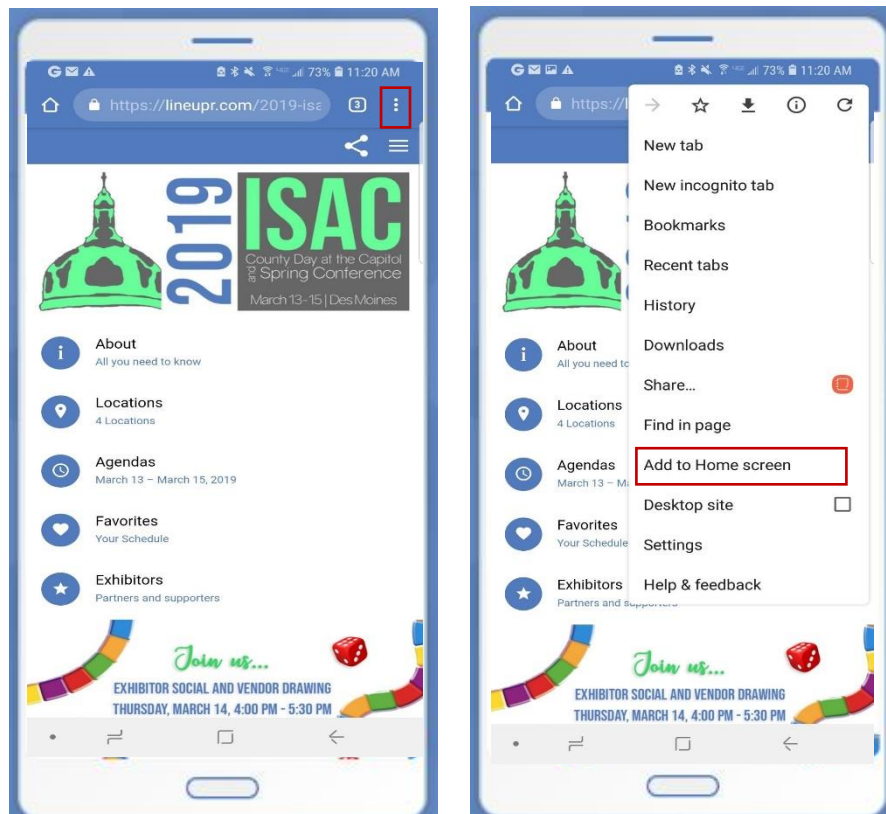
Welcome to the 2019 Spring Conference App. To access this app take a picture of the QR code below using a QR Scanner on your android. You can also access this app by clicking the link below. * Tip - This link must be opened on your phone in order to save it to your phone's homescreen.



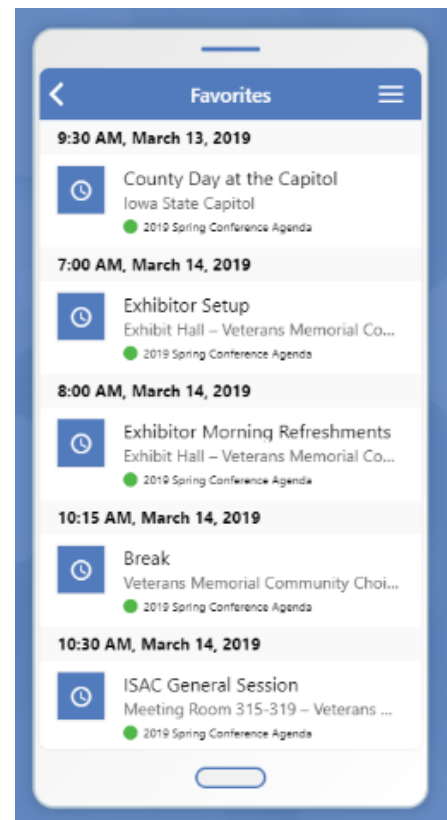
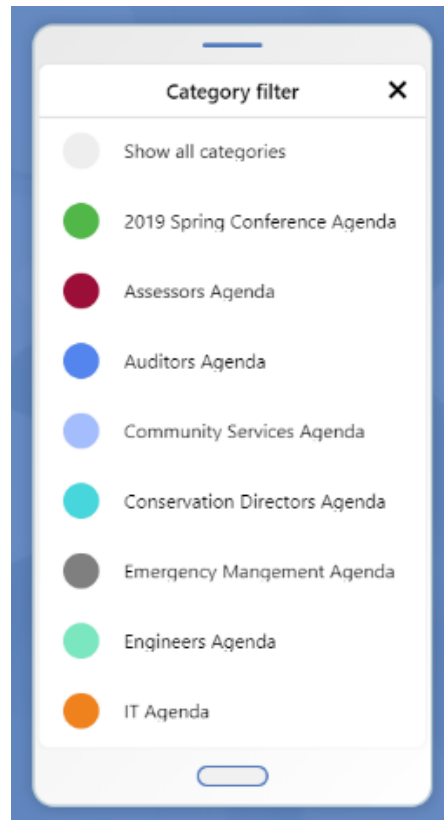
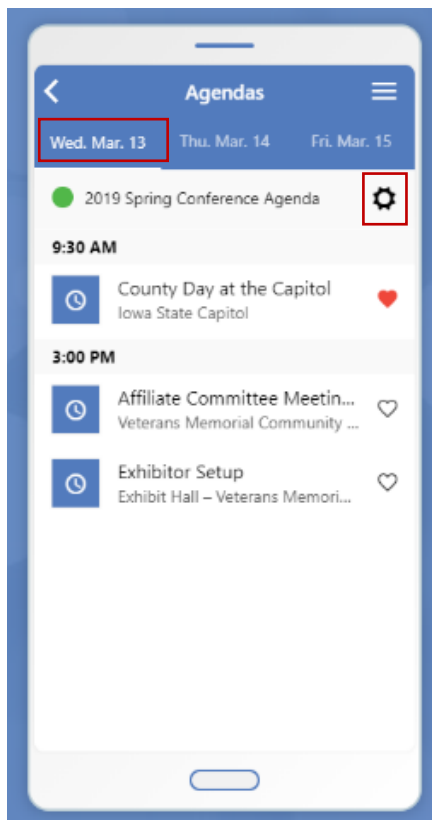
Link:

<https://lineupr.com/2019-isac-spring-conference/2019-isac-spring-conference>

After using the QR code or clicking the link, you will need to add the app to your home screen. Click the three dots shown in the picture below and then click the “add to home screen” button.



Now that you have access to the app, take a minute to familiarize yourself with its features. The first feature you should note is the Agendas. This feature allows you to access the spring conference agenda and separate affiliate agendas. Select an agenda by clicking the wheel in the right-hand corner. The day you are viewing can be changed at the top of the agendas screen. As you are going through the agendas, feel free to click the heart next to the agenda items you plan to attend. These agenda items will save to your favorites as a personalized schedule.



The last feature to look into is Exhibitors. This is a list of all vendors and sponsors at the spring conference. Click on the vendor to view which booth they are in!



For further help accessing the 2019 Spring Conference App, please contact Jacy Ripperger at jripperger@iowacounties.org or 515.244.7181.